



Company / customer

Project description CS-C VSD
 Job number CAEMS_05
 Commission CAEMS

Manufacturer (company) CAEMS

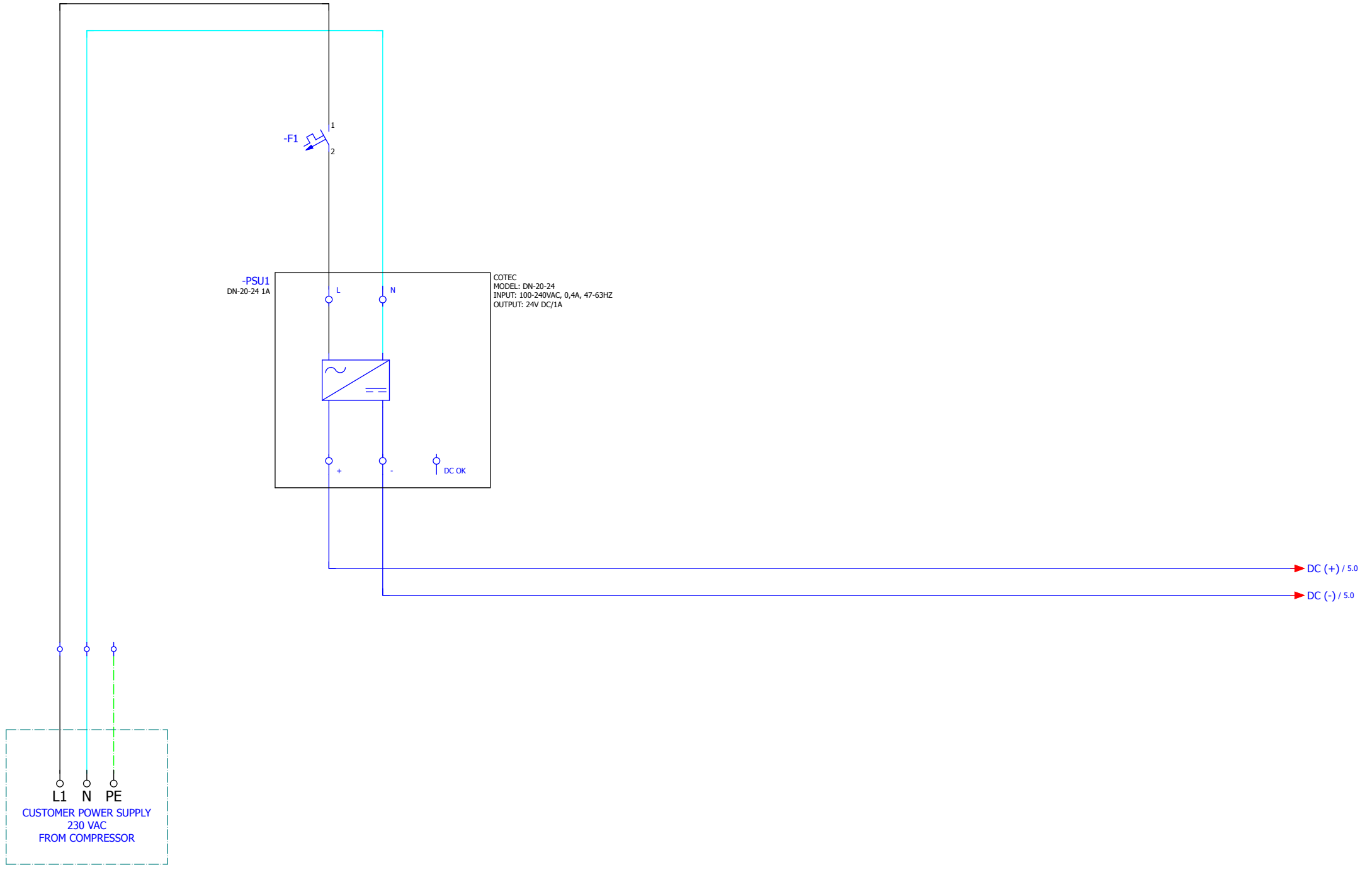
Path
 Project name CS_C_ VSD
 Make
 Type
 Place of installation
 Responsible for project
 Part feature

Created on 19.1.2016

Edit date 10.2.2016 by (short name) Luka

Number of pages 9

			Date	22.1.2016	Commission:	CAEMS	TITLE PAGE		=	
			Ed.	Luka					+	
			Appr		Project description:	CS-C VSD				
Modification	Date	Name	Original		Replacement of	Replaced by				Page:
								CAEMS_05		1
										All pages:

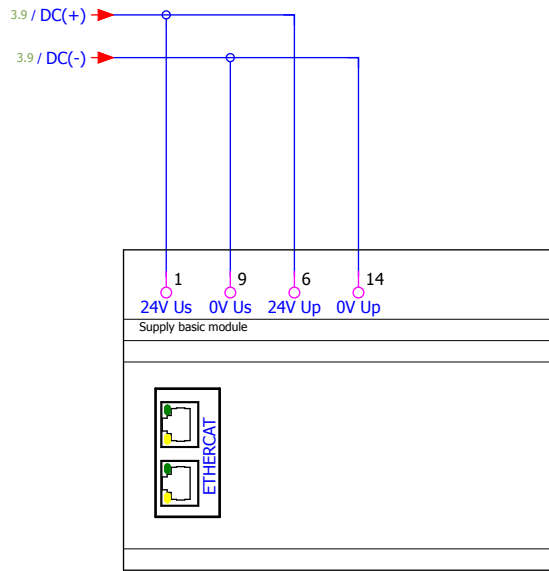


		Date	10.2.2016	Commission:	CAEMS	POWER SUPPLY			
		Ed.	Luka	Project description: CS-C VSD					
Modification	Date	Name	Original	Replacement of	Replaced by			CAEMS_05	Page: 3
									All pages: 3

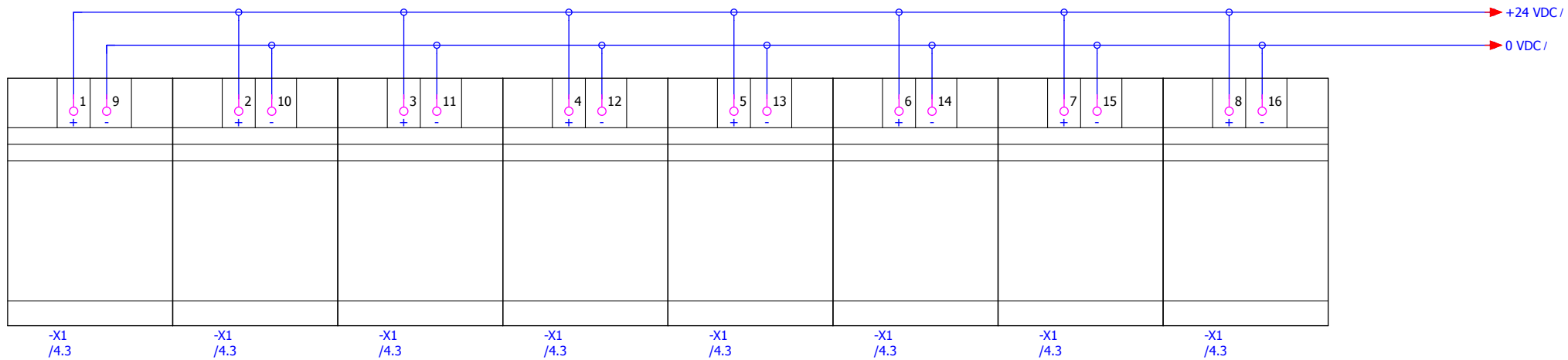


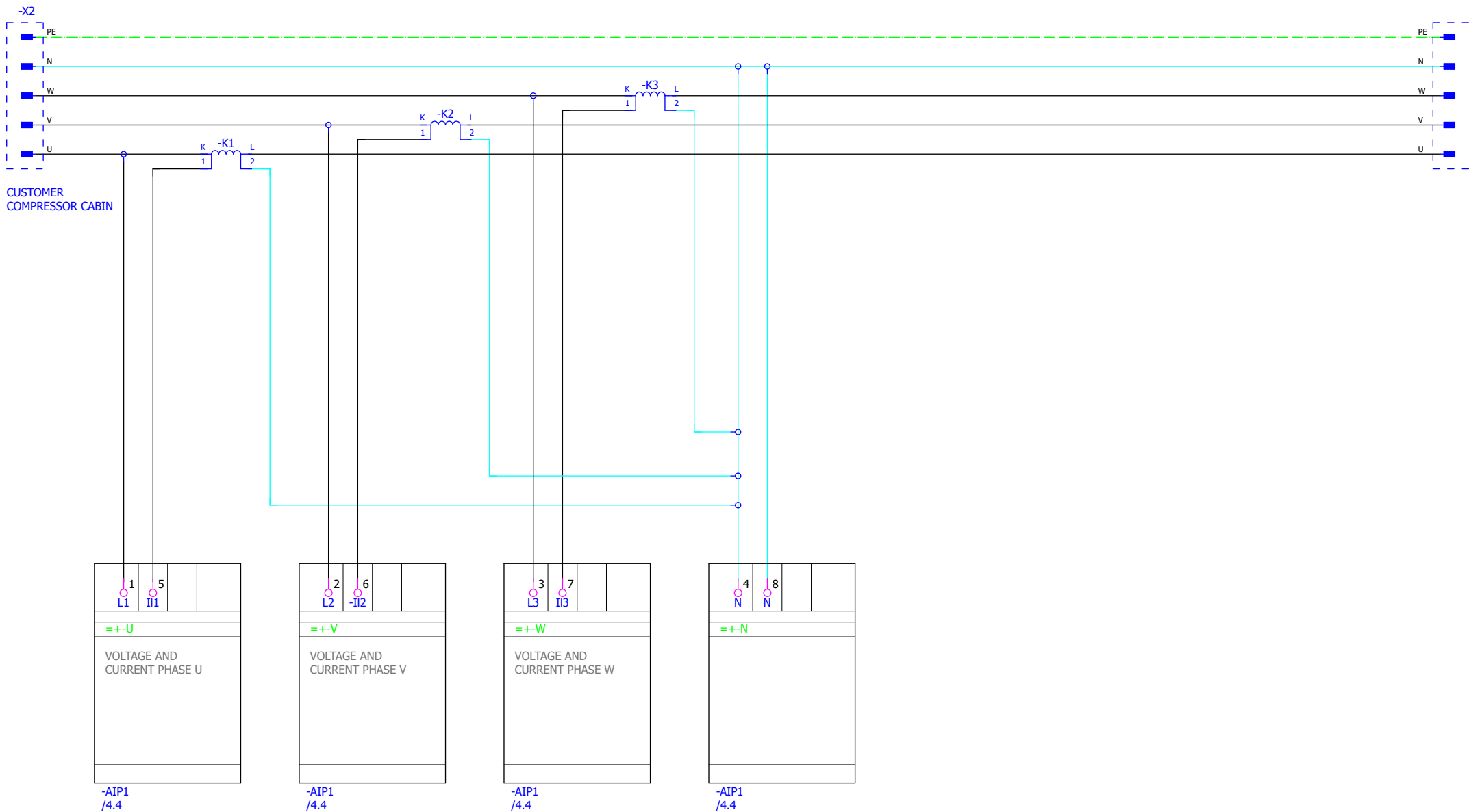
				Date	27.1.2016	Commission:		CAEMS	PLC OVERWIEV			
				Ed.	Luka	Project description:		CS-C VSD				
				Appr.		Replacement of			Replaced by			
Modification	Date	Name	Original								CAEMS	CAEMS_05
											=	Page:
											+	4
												All pages:
												4





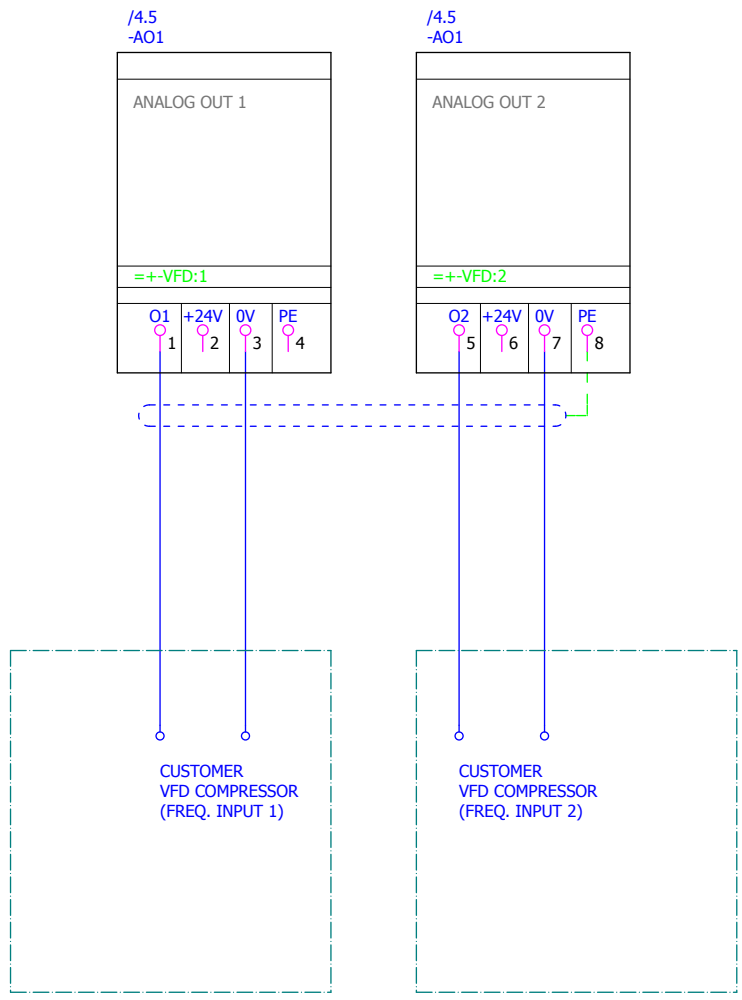
-BC1
/4.2

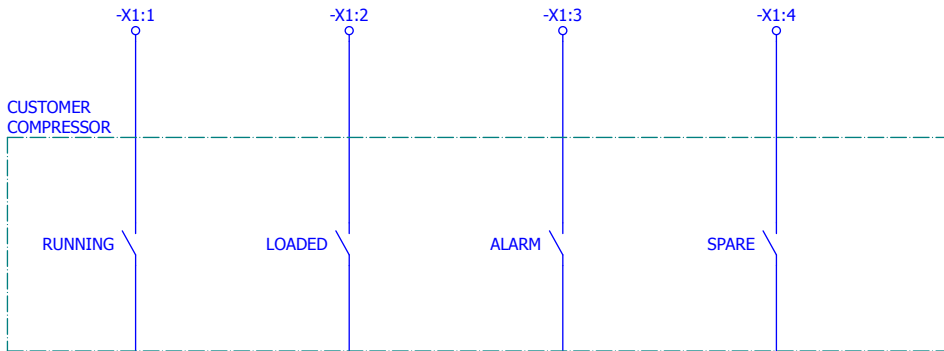




CUSTOMER COMPRESSOR CABIN

		Date	10.2.2016	Commission: CAEMS		PLC POWER MEASUREMENT MODULE				=
		Ed.	Luka	Project description: CS-C VSD		CAEMS 				+
Modification	Date	Name	Original	Replacement of	Replaced by			CAEMS_05	Page:	6
									All pages:	6

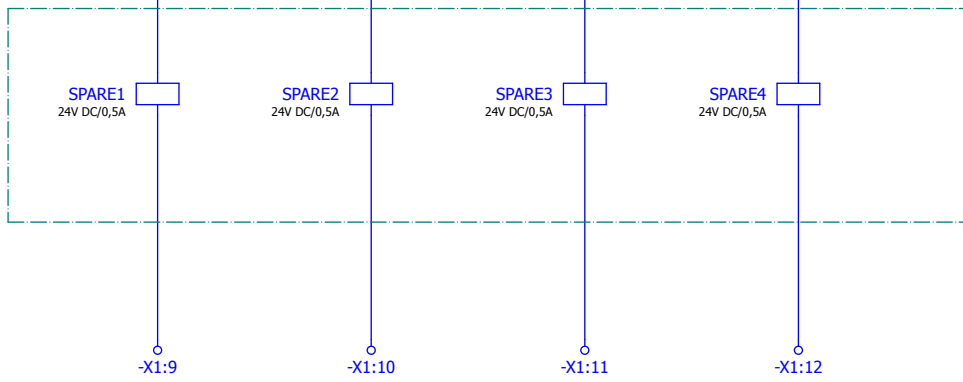




2 I1	10 I2	3 I3	11 I4
=+-RUNNING	=+-LOADED	=+-ALARM	=+-SPARE
RUNNING	LOADED	ALARM	SPARE
-BC1 /4.2	-BC1 /4.2	-BC1 /4.2	-BC1 /4.2

DIGITAL OUTPUTS FROM BC1

/4.2 -BC1	/4.2 -BC1	/4.2 -BC1	/4.2 -BC1
SPARE 1	SPARE 2	SPARE 3	SPARE 4
=+-SPARE1	=+-SPARE2	=+-SPARE3	=+-SPARE4
Q1 7	Q2 15	Q3 8	Q4 16



RELAY DIGITAL OUTPUTS
FOR COMPRESSOR REMOTE CONTROL

/4.4 -DOR1	/4.4 -DOR1	/4.4 -DOR1	/4.4 -DOR1
START	STOP	LOAD	SPARE
=+-DOR1:2	=+-DOR1:6	=+-DOR1:4	=+-DOR1:8
13 1 14 2	23 5 24 6	33 3 34 4	43 7 44 8

